

Scripture

John 13:1-17

Memory Verse

Philippians 2:4

NIV: *Each of you should look not only to your own interests, but also to the interests of others.*

TEV: *Look out for one another's interests, not just for your own.*

Character Study

Jesus served His disciples by washing their feet.

Lesson Goals

- 1 Discover the interests of other people;
.....
- 2 Recognise that when we truly care about others, we consider their interests and needs and show Jesus' love by serving them;
.....
- 3 Describe situations in which we can show Jesus' love by serving others.
.....

Life Focus



Age Level Tip

If students are working in groups, move around and spend time with each group. This will give you insight into what the students understand about the lesson and how they interact with each other.

Jerusalem: Week Changes World

.....



5 - 15 minutes

GOAL

Discover the interests of other people.

MATERIALS

Paper, pencils.

PROCEDURE

Give each student a piece of paper. Each student draws two things to symbolise activities he or she enjoys doing. **What do you like to do after school? What sports do you enjoy? What is something you like to make?** Students form pairs to exchange completed papers and discuss drawings. Invite each student to tell the class about the person whose paper he or she has. **It's fun to learn about what other people are interested in. Noticing what someone else likes is a way to show that you care about that person. It also helps you know what he or she might need, so you can help out. Today, as we visit Jerusalem, we are going to learn how Jesus cared about the needs of His disciples and how we can follow His example.**



20 - 30 minutes

Jerusalem: Week Changes World

GOAL

Recognise that when we truly care about others, we consider their interests and needs and show Jesus' love by serving them.

MATERIALS

Bibles, Bible-times map on page 108.

INTRODUCTION

What kind of chores do children your age try to avoid? Volunteers share ideas. **Today we're going to find out about a chore people in Bible times often had to do - even in the big city of Jerusalem.**

Show the location of Jerusalem on the map. **People came to visit Jerusalem for many different reasons. Several times a year people came to worship God at the Temple. People also came to see the chariot races in the sports stadium that one of the Roman rulers had built. In our story today, Jerusalem was particularly busy because people from all over had come to celebrate the Passover Feast, a time of remembering the day the Hebrew people escaped from slavery in Egypt.**

Students find John 13 in their Bibles. As you tell the following story summary, assist students in discovering answers in their Bibles.

STORY SUMMARY

What do you remember about Jesus' arrival in Jerusalem on Palm Sunday? (Great crowds of people welcomed Him, but the religious leaders made plans to kill Him.) Now, just a few days later, Jesus was looking forward to celebrating the Passover Feast with His disciples. He asked Peter and John to go ahead and prepare for the dinner.

Peter and John gathered what was needed for the Passover Feast and began to prepare for the big meal. When everything was ready, they joined the others and guided them to the room. All the disciples must have been excited about the dinner. They wanted to be with Jesus away from the crowds, to see His face and hear what He had to say. No one wanted to miss out on anything.

Now the streets were often messy in those days because animals travelled the same roads as people. The roads could be muddy, too. And when they weren't muddy they were dusty! People wore shoes that were a type of sandal - a thin bottom with straps to hold the shoes on. Everyone who walked on the roads got their feet quite dirty, no matter how much they tried to stay clean!

Peter must have noticed as they walked into the room that no one offered to wash the feet of others. Usually, a servant washed people's feet. But there was no servant. Peter knew that they all had dirty feet. He probably could even smell his own feet! One disciple after another walked past the bowl of water and towel that was placed there for foot washing.

No one wants to get stuck with the job, Peter may have thought. *Well, I don't either! Not tonight.* Gradually, they were all in their places around the table. Peter may have tried to cover his feet with his tunic.

Read John 13:4 to find out what Jesus did. Jesus stood up and took off his outer robe, as a servant would before performing some task. Then Jesus wrapped the towel around His waist and began to wash the disciples' feet. **How do you think the disciples felt about the way in which Jesus served them?**

The room became completely silent as each one's feet were washed and dried.

Peter was getting more and more uncomfortable as Jesus approached him. *This can't be right*, Peter thought. *I won't let Jesus wash my feet. I won't!* **Why do you think Peter felt this way? Read what Peter asked Jesus in John 13:6.**

Jesus answered, "You don't understand why I'm doing this right now. But later you will understand, Peter." So Peter let Jesus wash his feet.

When He finished washing their feet, read what Jesus asked the disciples in John 13:12. What would you have answered Jesus? (Volunteers share ideas.) **Read in John 13:13-15 Jesus' explanation of His action.** Jesus wanted His disciples to know how very important it was to love and serve others. Even a person with a very important position was to be willing to love and serve others. Jesus wanted His disciples to follow His example in the way they treated other people.

In the next few days, how else did Jesus show His willingness to love and serve others? What happened in Jerusalem the rest of that week? (Briefly tell or let students tell that Jesus allowed people to arrest Him and sentence Him to death even though He had done nothing wrong. Jesus died by being crucified on a cross.) Jesus died on the cross to pay the penalty for the wrong things we have done. He loves us so much that He was willing to die for us, so we could have the opportunity to be forgiven. But the story of Jesus' love doesn't end there. After three days, God used His power to raise Jesus from the dead! Because Jesus is alive today, He can help us show His love to others.



CONCLUSION

You've probably heard since you were little children that you should be kind to others and help them. Even though the idea of showing Jesus' love by serving others is not new to you, everyday you can discover new ways to obey this

important command. The very first followers of Jesus were known for the way in which they cared for each other and for others around them. As Jesus' followers today, our acts of serving others can help people see Jesus' love.

Ask these questions as students complete the Bible story review activity on page 2 of the *iNyaniso Student Activity Pages*:

- » **Why did the disciples not want to wash each other's feet?** (It was the job for a servant.)
- » **How do you think the disciples felt when Jesus washed their feet?**
- » **What did Jesus mean when Jesus told the disciples to wash other people's feet?** (They must serve anyone who has a need.)
- Students complete 'Let Me Help!' on page 1 of the *iNyaniso Student Activity Pages*, locating Philippians 2:4 in their Bibles.
- » **What does this verse say we should do? What does it mean to "look to the interests of others"?** (Notice what other people are feeling. Help others get what they need instead of just getting what you need. Think about others first.)
- » **What did Jesus do to put others first and meet other's needs instead of His own?** (He washed His disciples' feet when no one else was willing to.)
- » **What has Jesus done for each of us?** (He died on the cross to pay for our sins and then He came back to life. He made it possible for us to live forever with Him.)
- » **What are some things that children your age worry about? How can you help a friend with his or her worries or needs?**



20 - 30 minutes

Choose one of the following activities to help your students explore the relationship between the Bible truth they have been studying and their day-to-day experiences.

GOAL

Describe situations in which we can show Jesus' love by serving others.

Bible Times Option Lace-Up Sandals

MATERIALS

Bible, cardboard, ruler, scissors, pencils, craft knife, 2 m brown ribbon or bias tape for each student.

PREPARATION

Cut cardboard into 25 cm squares - one for each student. Cut ribbon into 1 m lengths- two for each student. Make a sample sandal.

PROCEDURE

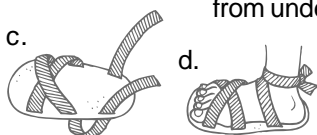
1. Show your sample sandal. **How does this sandal remind you of today's Bible story? How did Jesus show love by serving His disciples in our story today?** Ask the following questions to lead students in talking about other ways they can show Jesus' love by serving others:

- » **How can you help meet the needs of someone older than you? younger than you? the same age as you?**
- » **Why might we not want to think about the needs or concerns of others?**
- » **Who is someone you can serve this week?**

2. **Let's make some sandals to help us remember the way Jesus served His disciples by washing their feet.** Distribute cardboard squares, pencils and scissors to students. Students trace around their shoes onto the cardboard squares and cut out.

3. Cut six slits in each shoe with a craft knife as shown (sketch a). Slits should be 2 cm long and at least 7 mm from the edge of the cardboard.

4. Beginning at the toes, students thread ribbon from under the cardboard through

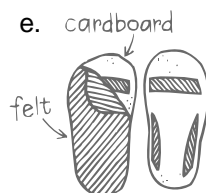


slits (see sketch b). Students complete lacing of sandals as shown (sketches c and d).

ENRICHMENT IDEA

1. Students trace cardboard shoe shapes onto felt and cut out shapes. Students then glue felt to cardboard to make sandal soles (see sketch e).

2. Invite a shoe repair person or leather worker from your church to demonstrate how to work with leather and make shoes.



Game Option Ball Pass

MATERIALS

Bibles, masking tape or string, chairs, two balls (large plastic balls or soccer balls).


PREPARATION

Make masking tape or string start and finish lines at least 3 m apart on the floor of your classroom or outside.

PROCEDURE

1. Divide class into two teams. Students place chairs facing each other in two rows between the start line and finish line, setting up several more chairs in each row than students on the team. Students sit in chairs nearest the start line with legs stretched out in front, so their feet almost touch each other.

2. Place a ball on shins of first student in each row. At your signal, students begin passing the balls to the next student in the row without using their hands. If a ball falls, the person who dropped ball picks it up and places it on his or her shins again and attempts to pass it on. As each student passes the ball, he or she moves to the empty chair next to the last student to continue passing the ball towards finish line.



3. The first team to get its ball to the finish line tells of a situation in which someone has a need. The other team tells a way a child their age could show Jesus' love by serving someone in that situation. Ask the following questions to extend the discussion:

- » **How can you help meet the needs of someone older than you? younger than you? the same age as you?**
- » **Why might we not want to think about the needs or concerns of others?**
- » **Who is someone you can serve and help this week?**

4. Repeat the game as time permits.



PRAYER

Divide the class into groups. Groups take turns either naming a category of people (grandparents, teachers, neighbours) or ways of serving people in one of the categories. After several minutes, invite students to each think of one person he or she can serve. Lead students in prayer, asking for Jesus' help in showing His love by serving others.

WORSHIP SONG

Sing a song that will motivate students to show God's love by serving others.